




WF12S
Bulb End Casement Stay

Dimensions: 253mm

Variations
WF12C 203mm

Finishes: PB - CP
WF12B 305mm



M44S
Casement Stay

Dimensions: 254mm

Variations
M44C 202mm
M44B 305mm




AA73
**Screw Down Pattern
Casement Stay**

Dimensions: 254mm

NOTES:
FOR MATCHING CASEMENT FASTENERS - SEE c73

FG17S
Georgian Casement Stay
 Dimensions: 254mm



DL44S
Deluxe Casement Stay
 Dimensions: 254mm



Variations
DL44B 305mm

AA96
Sash Handle
 Dimensions: 102mm




Variations
AA97 152mm

WF14
Pin for Flush Fittings Sash
 Dimensions: 42mm x 39mm



WF15
EJMA Pin
 9° Bevel for EJMA Windows
 Dimensions: plate: 40mm x 15mm
 height: 27mm





V1005LCK



Locking Casement Fastener

Wedge pattern locking
Not suitable for weather stripped windows

Dimensions: backplate: 57mm x 13mm



WF11


Bulb End Casement Fastener with both Hook and Mortice Plate

Suitable for weather stripped windows

Dimensions: 98mm

Variations

WF16 **With mortice plate only.**
Suitable for standard windows.



V1005



Casement Fastener

Wedge pattern
Not suitable for weather stripped windows

Dimensions: backplate: 57mm x 13mm

DL51

Caseament Fastener


c/w Hook and mortice plates

Not suitable for gasket sealed windows

Dimensions: backplate: 70mm x 20mm



PB



M73

Caseament Fastener Reversible

Reversible pattern

c/w hook & mortice plates

Dimensions: 57mm x 13mm



PB



CP



SC



AA40

Fitch Pattern Sash Fastener

Dimensions: 64mm x 25mm



PB



CP



SC



WF13

T-Handle Fastener

Dimensions: 57mm




PB




CP



SC






AQ39

Architectural Quality Quadrant Sash Fastener


Dimensions: 70mm x 20mm



AQ43

Architectural Quality Brighton Sash Fastener


Dimensions: 57mm x 20mm



AA39

Quadrant Arm Sash Fastener

Dimensions: 70mm x 20mm



AA41

Brighton Pattern Sash Fastener

Dimensions: 57mm x 20mm

AQ50
Sash Window Lift
 Dimensions: 64mm



AQ42
Architectural Sash Lift
 Dimensions: 52mm



AA42
Contract Sash Lift
 Contract Version
 Dimensions: 51mm



AA42RI
Ring Sash Lift
 Vertical fix
 Dimensions: 51mm



Variations
AA42R Horizontal fix
 45mm x 13mm



GALV 

AQ91

Sash Window Axle Pulley

Galv Forend with Nylon Wheel

Dimensions: Forend: 117mm x 25mm
 Body: 76mm x 39mm
 Pulley: 42mm (Outer Ø)
 Wheel Thickness: 10mm



PB 
 CP 

AQ92

Sash Window Axle Pulley

Square Forend with Nylon Wheel

Dimensions: Forend: 117mm x 25mm
 Body: 76mm x 39mm
 Pulley: 42mm (Outer Ø)
 Wheel Thickness: 10mm

Variations

AQ96 Heavy Duty
 Radius Forend with Brass Wheel
 Forend: 127mm x 28mm
 Body: 83mm x 52mm
 Pulley: 50mm (Outer Ø)
 Wheel Thickness: 13mm



PB 

AQ93

Sash Window Axle Pulley

Square Forend with Brass Wheel

Dimensions: Forend: 117mm x 25mm
 Body: 76mm x 39mm
 Pulley: 42mm (Outer Ø)
 Wheel Thickness: 10mm